


# Multicote™ Agri Junior Application Guidelines

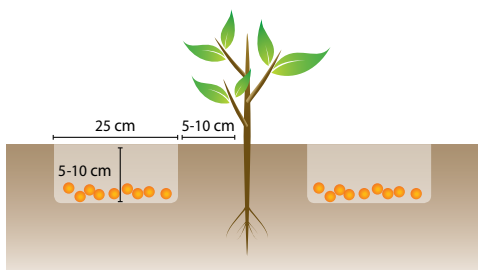
The Multicote™ Agri Junior fertilizer granules should be placed in or right above the active root zone, though avoiding direct contact with the young roots.

## Planting of deciduous trees and grape vines



1. place the fertilizer granules on the bottom of planting hole
2. Cover with 3-5 cm of soil
3. Place the plant, cover and pack normally

- Subtropical trees - after planting
- Trees at 2<sup>nd</sup> and 3<sup>rd</sup> year



1. Use a spade to make 2-4 slots around the tree, 5-10 cm away from the stem, 5-10 cm deep.  
In hot climates, make the slots 10-25 cm deep
2. Divide the fertilizer dose equally between the slots
3. Cover the fertilizer granules with soil

To allow for continuous release, the granules should be placed within the zone wetted by irrigation.




### Sprinkler irrigation

- 2-4 slots will suit
- Make sure that fertilizer granules are applied in the wet zone
- At planting, fertilizer should be placed within the ridge











### Drip irrigation

- Make 2 slots next to the dripper line
- Place the fertilizer granules between the dripper and the stem, not directly under the dripper



# Multicote™ Agri Junior

## Crop-specific recommendations

Crop	Suggested Formula	Longevity (months)	Growth stage	Rate (g/tree)
 Wine grapes	25-8-13	8	1 <sup>st</sup> year – at planting	120
			Table grapes	200
 Stone fruits (plum, peach, nectarine, apricot)	25-8-13	8	1 <sup>st</sup> year – at planting	200
			2 <sup>nd</sup> year	350
 Pome fruits (apple, pear, quince)	31-6-7+ME	8	1 <sup>st</sup> year – at planting	200
			2 <sup>nd</sup> year	350
			3 <sup>rd</sup> year	450
 Subtropical fruits (avocado, mango)	30-6-8+ME	12	1 <sup>st</sup> year – after planting	200
			2 <sup>nd</sup> year	250
			3 <sup>rd</sup> year	350
 Citrus	30-6-8+ME	12	1 <sup>st</sup> year – after planting	200
			2 <sup>nd</sup> year	300
			3 <sup>rd</sup> year	450
 Almonds	17-7-16+ME	6	1 <sup>st</sup> year – at planting	600
			2 <sup>nd</sup> year	800
 Macadamia	25-8-13	8	1 <sup>st</sup> year – at planting	200
			2 <sup>nd</sup> year	350
 Pecan	19-6-9+Zn+B	8	1 <sup>st</sup> year – at planting	400
			2 <sup>nd</sup> year	650
			3 <sup>rd</sup> year	800

### The exact fertilization program should consider

- Specific crop needs
- Local soil and water conditions
- Grower's experience

To suit the best formula and application rates for your orchard's requirements and conditions, consult a local Haifa representative.

Disclaimer: Any use of the information given here is made at the reader's sole risk. Haifa Chemicals Ltd. provides no warranty whatsoever for "Error Free" data, nor does it warrants the results that may be obtained from use of the provided data, or as to the accuracy, reliability or content of any information provided here.

